



## Regional differences in growth rates of Orinoco crocodiles (*Crocodylus intermedius*) from the Venezuelan Llanos

Andrés E. Seijas Y.

*Universidad Nacional de los Llanos Occidentales "Ezequiel Zamora" (UNELLEZ). Vice-rectorado de Producción Agrícola, Guanare, Estado Portuguesa, Venezuela*

Populations of the Orinoco crocodile (*Crocodylus intermedius*) have not recovered from past exploitation, and current abundances cannot be used for assessing the suitability of habitats they occupy. Growth constitutes an alternative way of assessing habitat quality. Since 1990, more than 9000 captive-reared Orinoco crocodiles have been released into the Venezuelan Llanos. In the present study, the growth rates of 127 recaptured crocodiles from different regions were compared. All individuals from Middle Cojedes and the Aeolian savannahs grew slower than expected by the von Bertalanffy model, whereas individuals from Caños in the Apure floodplains grew faster than expected. These inferences are corroborated with growth rate measurements for crocodiles under four years of age, which were lowest in Middle Cojedes (average of 14.1 cm/year) and highest at Caños (43.3 cm/year). Low growth rates can be explained by habitat deterioration due to human activities, and high growth rates in the Caños support that the lower reaches of whitewater rivers offer favourable conditions for the species. Crocodiles in high quality habitats may reach sexual maturity in six years, whereas more than a decade is required in poor-quality habitats.

**Key words:** growth models, habitat quality, Orinoco crocodile, reintroduction

### INTRODUCTION

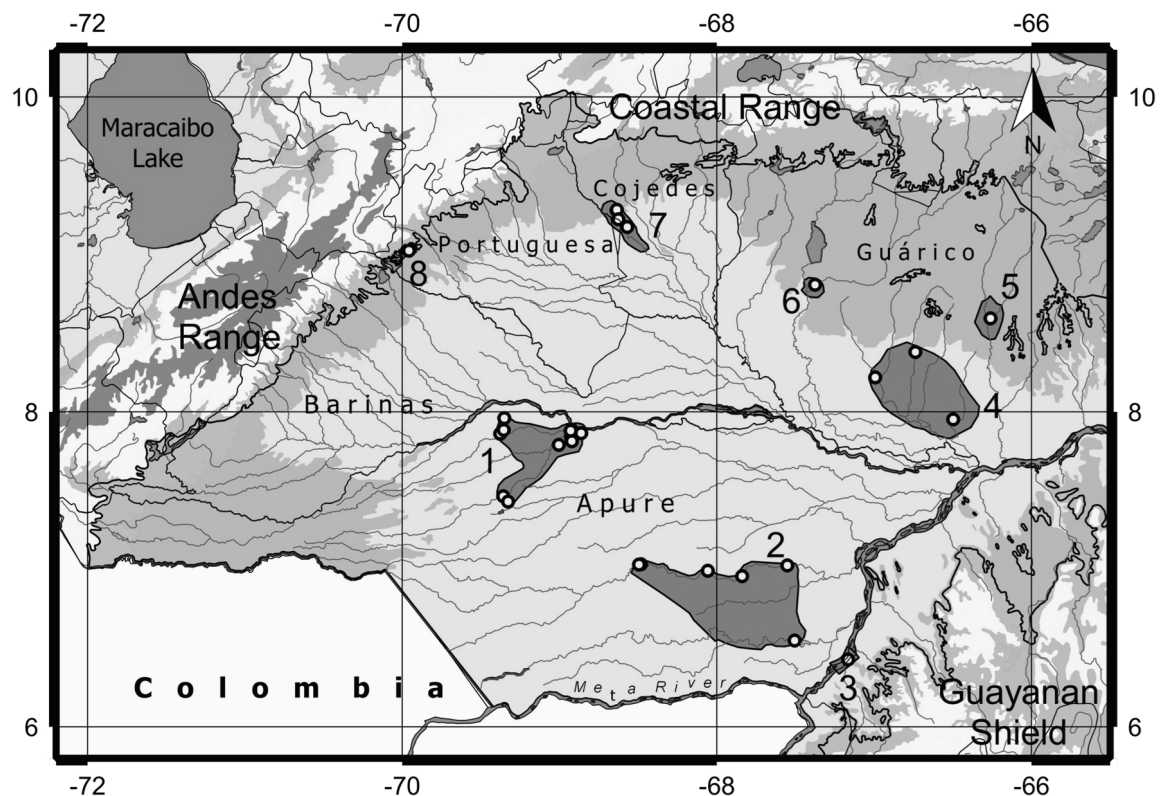
The Orinoco crocodile (*Crocodylus intermedius*) was commercially overexploited from 1929 to the early 1960s, and by the 1970s the species had disappeared from most of its historical distribution (Godshalk & Sosa, 1978; Medem, 1981, 1983). Anecdotal accounts and information from commercial exploitation activities indicate that the largest populations of *C. intermedius* were found in large rivers originating in the Andes (Whitney, 1912; Calzadilla-Valdés, 1948; Humboldt, 1975; Páez, 1980; Crevaux, 1988). Population size estimates of *C. intermedius* from the Venezuelan Llanos provide evidence that densities vary widely among localities (Godshalk & Sosa, 1978; Franz et al., 1985; Ramo & Busto, 1986; Thorbjarnarson & Hernández, 1992; Seijas & Chávez, 2000; Chávez 2000, Jiménez-Oráa, 2002; Llobet, 2002; Antelo, 2008). However, the influence of commercial exploitation precludes inferences between current densities and habitat quality. Since abundances of food resources and other habitat characteristics vary among localities, crocodilians are also characterised by corresponding differences in local growth rates to reflect the quality of habitats (Webb et al., 1978; Chabreck & Joanen, 1979; Hutton, 1987; Jacobsen & Kushlan, 1989; Brisbin, 1990; Brandt, 1991; Rootes et al., 1991; Bossert et al., 2000; Da Silveira et al., 2013; Campos et al., 2014). *Crocodylus intermedius* inhabits rivers and floodplain

lagoons in the lowlands of the Orinoco river basin. Following Thorbjarnarson (1988) and Sarmiento (1983), the Orinoco tributaries can be divided into Category I (the Llanos), subdivided into Type A (the Andean/Coastal Range Drainage, including whitewater rivers characterised by high loads of sediments and nutrients) and Type B (the Internal Llanos, including clear or blackwater rivers of low sediment load); category II includes the Guayanan tributaries, which are clear or blackwater rivers considered as low quality habitat (Godshalk & Sosa, 1978; Thorbjarnarson, 1988). As part of a conservation program to restore *C. intermedius*, more than 9000 captive-reared Orinoco crocodiles have been released since 1990 in more than 70 locations in the Venezuelan Llanos (Babarro, 2014). The aim of the present study is to analyse and compare growth rates of Orinoco crocodiles within and between these categories, and discuss whether observed differences can be used to assess the quality of habitats.

### MATERIALS AND METHODS

Data on recaptured crocodiles were obtained from several sources (see Online Appendix 1), and individual identification, age, size, date and place of release were checked with a database maintained by the Venezuelan Crocodile Specialist Group (GECV). In case of discrepancies about reported sex between release and

*Correspondence:* Andrés E. Seijas Y. (aeseijas@gmail.com)



**Fig. 1.** Partial map of the Orinoco River basin in Venezuela. Dots represent locations where Orinoco Crocodiles (*Crocodylus intermedius*) have been recaptured. Darker areas (1 to 8) delimit the regions considered in this study: 1. Apure floodplains, 2. Aeolian savannahs, 3. Orinoco, 4. AGNP, 5. Middle Manapire, 6. Masaguaral, 7 Middle Cojedes, and 8. Tucupido.

recapture, the latter was used. The information obtained consisted of dates (hatching, release, recapture), place of release, and total length (TL) at release and during recapture. Crocodiles recaptured on more than one occasion were considered only once, using data from the last recapture. Considering geographical proximity and ecological characteristics, sites were grouped into eight regions (Table 1, Fig. 1). More information on their geographic, limnological and climatic characteristics is summarised in Online Appendix 2.

Growth rates were calculated as the increase in TL (in cm) divided by the elapsed time (in years) between

release and recapture. If only snout-vent length (SVL) was reported during recapture, TL was calculated as  $1.84 \cdot \text{SVL} + 2.7$ . By using a regression analysis with data of 215 wild crocodiles with different degree of tail mutilations (Seijas, 2011), the percentage of SVL represented in TL is calculated as  $63.643 - 0.652 \cdot \text{SCW}$ , where SCW is the remaining number of single crest caudal whorls (for details see Seijas, 2011). Since  $\% \text{SVL}$  can also be described as  $(\text{SVL}/\text{TL}) \cdot 100$ , SVL can be seen as  $(\% \text{SVL} \cdot \text{TL})/100$ . Taken together, TL of crocodiles which miss a portion of the tail can be obtained as  $TL(\text{cm})_{\text{Corrected}} = TL(\text{cm})_{\text{Reported}} (1.171 - 0.012 \text{SCW}) + 2.7$ .

**Table 1.** Details of study sites.

Localities	Details
Apure floodplains	In the Apure state. According to type of water body, this region is divided into savannah lagoons Caños (rivers whose flow is interrupted in the dry season). See Lasso et al. (1999), Ayarzagüena & Castroviejo (2008) and Antelo (2008).
Aeolian savannahs	In the Santos Luzardo National Park, Apure state. See Sarmiento (1983), Schargel & Aymard (1993) and Jepsen & Winemiller (2007).
Orinoco	Located in the Tortuga Arrau Wildlife Refuge (TAWR), between Apure and Bolívar states.
The Aguaro-Guariquito National Park (AGNP)	Guárico state. See Jepsen & Winemiller (2002) and Marcano et al. (2007).
Masaguaral	In Guárico state, cattle ranch in the upper central llanos; only one record is available (Thorbjarnarson, 1988).
Middle Cojedes	Between Cojedes and Portuguesa states. See Seijas et al. (2001), Seijas & Chávez (2000), and Mendoza & Seijas (2007).
Tucupido	A reservoir near the Andes piedmont in Portuguesa state.

**Table 2.** Estimated values of parameters from non-linear fitting to von Bertalanffy growth model for recaptured Orinoco crocodiles (*Crocodylus intermedius*). S.E.: standard error. RSME: residuals mean square error. See meaning of parameters and detail of fitting methods in the text. "AF" refers to the region *Apure floodplains*.

	N	$L_{\infty}$	S.E.	$b$	S.E.	$k$	S.E.	RMSE
Direct fitting								
All data	127	443.3	48.2	0.9211	0.0156	0.1042	0.022	29.7
All females	77	488.8	112.6	0.9335	0.0158	0.0942	0.037	27.4
All males	36	460.6	76.3	0.9090	0.0308	0.0930	0.03	32.7
Females AF	53	381.4	43.2	0.9439	0.0339	0.1601	0.041	23.7
Males AF	22	428.1	25.3	0.9778	0.0354	0.1474	0.022	19.4
Fabens method								
All data	127	483.8	46.2	0.9409	--	0.0944	0.016	24.7
All females	77	576.0	111.6	0.9503	--	0.0784	0.023	21.0
All males	36	507.5	90.1	0.9437	--	0.0809	0.026	29.8
Females AF	53	411.5	37.5	0.9305	--	0.1522	0.028	18.6
Males AF	22	441.8	29.2	0.9353	--	0.1387	0.021	19.9

To compare TL and age at time of recapture (in years) between release sites, a Bertalanffy growth model using least square methods and the non-linear fit command of the software JMP IN (2001, SAS Institute Inc.) was constructed. Fitting was performed with and without discriminating by sex. Given the large sample size, data from the Apure floodplains were also separately fitted to the model.

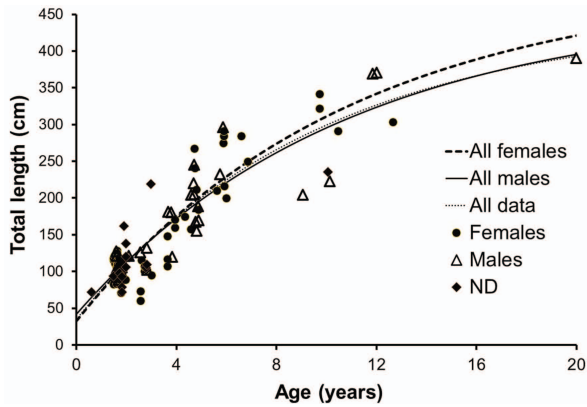
The von Bertalanffy model is expressed as  $L = TL_{\infty} (1 - be^{-kt})$ , where  $TL$  is the predicted size at time  $t$ ,  $TL_{\infty}$  is the maximum size attainable by the species,  $b$  relates both to the asymptotic size and the size at hatching, and  $k$  is an indication of the rate of proportional growth of the animal. Two procedures were employed to obtain the required parameters. In the first procedure (hereinafter called "direct fitting"), age and size were fitted to the model. In the second procedure (hereinafter called "Fabens method"), parameters were obtained following Fabens (1965). In a first step, data were fit to  $TL_{rec} = TL_{inic} + (TL_{\infty} - TL_{inic}) * (1 - e^{-kd})$ , where  $TL_{rec}$  is the total length at recapture,  $TL_{inic}$  is the total length at releasing, and  $d$  is the time lapse between initial releasing and recapture.  $TL_{\infty}$  and  $k$  are as described above. Once  $TL_{\infty}$

was known, the parameter  $b$  was calculated solving the von Bertalanffy equation at  $t=0$  as  $b=1-28.6/TL_{\infty}$ , as, where 28.6 is the total length (in cm) at hatching (Antelo, 2008). The Fabens method is independent of the age of recaptured individuals. When considering the whole data set, the number of values above or below the fitting curve (positive and negative residuals, respectively) should be roughly equal. Under the assumption of homogeneity of habitats, the number of positive and negative residuals for each region should not deviate significantly from random, and a bias can be used to reject the null hypothesis. Deviations were determined by means of a single-proportion test with the statistics software Past v. 3.06 (Hammer et al., 2001).

Growth rates of *C. intermedius* recaptured in different regions were compared using nonparametric tests (Kruskal-Wallis and Mann-Whitney U tests) using Past (Hammer et al., 2001). Only individuals up to four years of age were considered, assuming that growth rate does not decline significantly during the first years of age (Hutton, 1987; Ramo et al., 1992; Antelo, 2008).

**Table 3.** Descriptive statistics of annual growth in total length (TL) of *Crocodylus intermedius* up to four years of age, recaptured in different regions of the Venezuelan Llanos. Means with the same letter are no statistically different at the 0.05 alpha level (Mann-Whitney pairwise comparisons, corrected  $p$  values). Only samples with  $n > 4$  were considered.

Region	Growth rate (cm/year)					
	N	Mean	(min-max)	SD	Coeff. var	Mean comparisons
Lagoons	20	27.0	(12.1-55.3)	10.3	38.0	A
Caños	30	43.3	(0.4-81.5)	22.3	51.4	A
Aeolian savannahs	3	33.7	(32.3-34.8)	1.3	3.8	--
Orinoco	4	42.9	(22.8-57.5)	14.5	33.9	--
AGNP	4	47.5	(17.9-83.0)	34.3	7.2	--
Middle Manapire	21	30.7	(14.3-47.1)	8.5	27.6	A
Masaguaral	1	72.7	--	--	--	--
Middle Cojedes	9	14.1	(7.5-24.6)	6.3	44.4	B
Tucupido	2	15.7	(11.3-20.0)	--	--	--

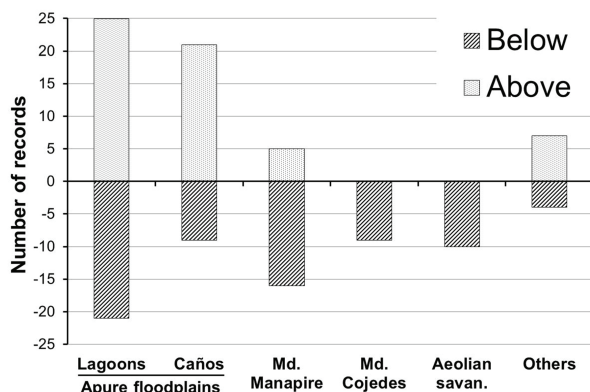


**Fig. 2.** Distribution of data points along *Crocodylus intermedius* growth curves obtained by direct fitting of data to the von Bertalanffy model. ND (no data) means that sex was unknown. For the sake of simplicity, only curves predicted with all the data by the direct fitting method are shown (i, ii, and iii in Table 3).

## RESULTS

The TL of recaptured crocodiles ranged between 60 cm and 390 cm. The oldest recaptured crocodile was 20 years old, and the time between release and recapture ranged between 0.15 and 16.75 years. The parameters of the von Bertalanffy growth model are shown in Table 2. In all cases, the Fabens method produced higher asymptotic values than direct fitting and generally had lower residuals mean square error-RMSE. When the whole data set was considered, both methods predicted a larger asymptotic size for females than for males.

The growth trajectories predicted by the von Bertalanffy model are depicted in Fig. 2. In total, 59 out of 127 individuals (46.5%) had positive residuals. For Middle Cojedes and the Aeolian savannahs all residuals were negative ( $z=-2.80$ ,  $p<0.01$ ; and  $z=-2.95$ ;  $p<0.01$ , respectively). For Caños, 21 out of 30 individuals with positive residuals also represented a significant deviation from random ( $z=2.58$ ,  $p=0.01$ ). Residuals for the other regions were more evenly distributed ( $p>0.05$ , detailed data not shown; Fig. 3).



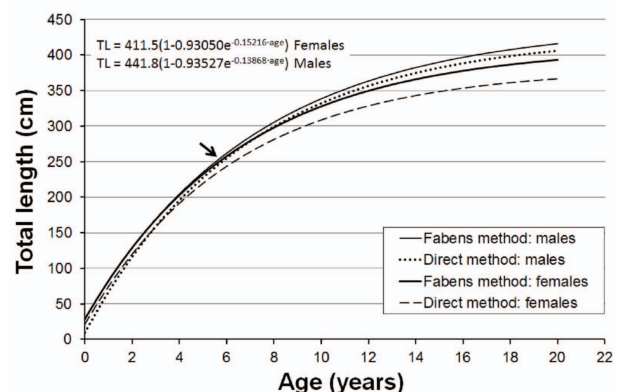
**Fig. 3.** Frequency distribution of data points above or below *Crocodylus intermedius* growth curves depicted in Fig. 2. "Others" include regions 3, 4 and 8, with less than four data points each.

When only records from Apure floodplains are taken into consideration, the asymptotic values were larger for males than for females, as is characteristic of all crocodilian species (Fig. 4). Regardless of the method used, growth curves for males and females do not markedly differ up to the fourth year. The models predict that around six years are required to reach a TL of 250 cm, the size at which the species is sexually mature (Antelo, 2008).

Growth rates for individuals under four years of age differed among regions (Table 3), particularly when considering the four data sets with the largest number of growth records (Kruskal-Wallis  $H=21.48$ ;  $p<0.01$ ). Crocodiles from the Cojedes River grew at the lowest rate (mean 14.1 cm/year), whereas those from Caños in the Apure floodplains grew fastest (mean 43.3 cm/year). Growth rates between Lagoons and Caños in the Apure floodplains were marginally significantly different (Mann-Whitney pairwise comparisons,  $U=171$ ,  $p=0.066$ ).

## DISCUSSION

Growth rates of *C. intermedius* differed among regions. For individuals up to four years of age, growth rates ranged from low values in the Cojedes River to high values in the Apure and Guárico states. The unrealistic asymptotic size predicted by the von Bertalanffy growth model (particularly for females) is likely a consequence of pooling records from distinct ecological regions. Whitewater rivers are more productive than clearwater and blackwater rivers (Sioli, 1984), and a link between growth and productivity is supported by individuals from Caños growing faster than individuals from the Aeolian savannahs (see also Antelo, 2008). Although some rivers included in Caños might not be fully regarded as whitewater, they are in floodplains influenced by whitewater rivers such as the Apure and the Arauca (Sarmiento & Pinillos, 2001; Ayarzagüena & Castroviejo, 2008). Furthermore, Caños soils are richer and more productive than the Aeolian plains of the Capanaparo and Cinaruco (Jepsen et al., 1997). Muñoz & Thorbjarnarson (2000) reported that *C. intermedius* in the Capanaparo



**Fig. 4.** Growth curves for Apure floodplains obtained by means of the direct fitting and Fabens methods. Only the equations by the Fabens method are shown. The arrow indicates the intersection of curves at 250 cm total length, the size at which most individuals reach sexual maturity.



grew at a rate of 35.1 cm TL/year, similar to the values calculated in this study.

Growth rates were higher at lower elevations and declined upstream. According to Antelo (2008), captive *C. intermedius* slow their growth rates at water temperature below 28°C. In the upper llanos and the piedmont, the water temperature may frequently drop below this threshold (see Seijas et al. 2001). The slow growth rates of individuals in the Cojedes River are probably related to its location and to habitat deterioration. This water course is highly polluted, and has been affected by deforestation, channelisation, and damming (Seijas et al., 2001, Mendoza & Seijas, 2007). The growth rates presented herein corroborate previous findings by Seijas (1998) and Ávila (2008).

Although *C. intermedius* may occupy lentic water, rivers are its primary habitat (Medem, 1981; Thorbjarnarson, 1988; Seijas, 2011). This is supported by the present study, since individuals from the Apure floodplains grew slower than the ones from the neighbouring Caños (see also Chávez, 2000). Although based on only two individuals, the growth rates reached by *C. intermedius* from the Tucupido reservoir are remarkably low. Before this river was dammed, Thorbjarnarson (1988) estimated growth rates which are slightly above the ones found in the present study, suggesting a deterioration in habitat quality at the border of the species' range.

For both fitting procedures, the rather unrealistic asymptotic TL predicted for females is likely a consequence of the low sample size. The lower root mean square errors (RMSE) obtained with the Fabens method appears to a better fit to the data. Although the age of recaptured crocodiles was known, size at time of release into the wild may not be a good predictor of age. Released crocodiles come from several breeding facilities with different management strategies (Hernández, 2007; Hernández et al., 2010). As a consequence, released individuals of the same age may vary widely in size (Seijas, 2011; Babarro & Hernández, 2013). If growth after release depends more on size than on age, then the Fabens method is more adequate.

Although individuals from lagoons and Caños grew at different rates, data from these adjacent habitats in the Apure floodplains were combined to produce growth curves for both sexes. This is deemed to be justified since crocodiles move between these habitat types (Chávez, 2000). The inferred maximum lengths for the Apure floodplains are similar to previous record for the species (Medem, 1981; Antelo, 2008). The growth curves obtained for individuals from the Apure floodplains are within the range of the ones obtained by Antelo (2008).

The release of captive-reared crocodiles will continue. None of the areas where the species existed in the past should be discarded to restore populations, but optimal habitats should be prioritised. Individuals released in suboptimal and marginal habitats should be large (>150 cm TL) to shorten the time required to reach sexual maturity. In addition to water quality and productivity of habitat, availability of nesting substrate, abundance of predators or competitors, water temperature and human pressure may play an important role for growth

and survival of *C. intermedius* (Thorbjarnarson, 1988). For example, despite its low productivity, the Cinaruco River with its sand beaches offers good substrates for nesting. On the other hand, the lagoons in El Frío, where many crocodiles have previously been released, lack sandy beaches but until recently were characterised by active conservation management (Antelo, 2008).

## ACKNOWLEDGEMENTS

Some of the data analysed in this article were collected and kindly provided to the author by John Thorbjarnarson (+), Keila Matos, María Muñoz, Magdiel Jiménez-Oraá, Magddy Jiménez-Oraá, and Omar Hernández. Reviewers and the journal editor made important suggestions to improve the paper.

## REFERENCES

- Antelo, R. (2008). *Biología del cocodrilo o caimán del Orinoco (Crocodylus intermedius) en la Estación Biológica El Frío, Estado Apure (Venezuela)*. Ph.D. thesis. Facultad de Ciencias, Universidad Autónoma de Madrid, Madrid.
- Ávila, P.M. (2008). *Estado poblacional del caimán del Orinoco (Crocodylus intermedius) en el río Cojedes, Venezuela*. M.Sc. thesis. Vicerrectorado de Producción Agrícola, UNELLEZ, Guanare.
- Ayarzagüena, J. (1984). Primeros datos de crecimiento de *Crocodylus intermedius* en semilibertad. *Memorias de la Sociedad de Ciencias Naturales La Salle* 44, 148–150.
- Ayarzagüena, J. & Castroviejo J. (2008). Las babas (*Caiman crocodilus* L.) de la Estación Biológica EL Frío (Estado de Apure), Llanos del Orinoco, Venezuela. In *Contribución al conocimiento de los caimanes del género Caiman de Suramérica*, edited by J. Castroviejo, J. Ayarzagüena and A. Velasco. Sevilla, España: Publicaciones de la Asociación Amigos de Doñana.
- Babarro G.R. (2014). Balance de las liberaciones de caimán del Orinoco (*Crocodylus intermedius*) en Venezuela: 25 años de esfuerzo. *Boletín de la Academia de Ciencias Físicas Matemáticas y Naturales* 74, 75–87.
- Babarro G.R. & Hernández P. O. (2013). Análisis comparativo del crecimiento e índice de condición corporal del caimán del Orinoco (*Crocodylus intermedius*) en dos tipos de zoológico en Venezuela y sus implicaciones para la conservación. *Boletín de la Academia de Ciencias Físicas Matemáticas y Naturales* 72, 25–39.
- Bossert, D.C., Chabreck R. & Wright V.L. (2000). Growth of farm-released and wild alligators in Louisiana freshwater marsh. In *Crocodylian biology and evolution* Chipping Norton, NSW, Australia: Surrey Beatty and Sons PTY Limited.
- Brandt, L. (1991). Growth of juvenile alligators in Par Pond, Savannah River site, South Carolina. *Copeia* 1991, 1123–1129.
- Brisbin, I.L., Jr. (1990). Growth curve analyses and their application to the conservation and captive management of crocodilians. In *Proceedings of the Ninth Working Meeting of Crocodile Specialist Group*: IUCN - Gland, Switzerland. 399 pp.
- Calzadilla-Valdés, F. (1948). *Por los llanos de Apure*. Caracas, Venezuela: Ediciones del Ministerio de Educación Nacional

- Dirección de Cultura.
- Campos, Z., Mourao, G., Coutinho, M. & Magnusson, W.E. (2014). Growth of *Caiman crocodilus yacare* in the Brazilian Pantanal. *PLoS ONE* 9, e89363.
- Chabreck, R. & Joanan T. (1979). Growth rates of American alligators in Louisiana. *Herpetologica* 35, 51–57.
- Chacón, E., Naranjo M.E. & Acevedo D. (2004). Direct and indirect vegetation-environment relationships in the flooding savanna of Venezuela. *Ecotropicos* 17, 25–37.
- Chávez, C. (2000). Conservación de las poblaciones del caimán del Orinoco (*Crocodylus intermedius*) en Venezuela. Caracas: Informe Profauna-Corpovent, MARN.
- Crevaux, J. (1988 [1883]). *Viajes por la América del Sur*. Caracas: Organización Orinoco. Editorial Croquis S.R.L.
- Da Silveira, R., Campos Z., Thorbjarnarson J. & Magnusson W.E. (2013). Growth rates of black caiman (*Melanosuchus niger*) and spectacled caiman (*Caiman crocodilus*) from two different Amazonian flooded habitats. *Amphibia-Reptilia* 34, 437–449.
- Fabens, A.J. (1965). Properties and fitting of the Von Bertalanffy growth curve. *Growth* 29, 265–289.
- Franz, R., Reid, S. & Puckett, C. (1985). Discovery of a population of Orinoco Crocodile *Crocodylus intermedius* in Southern Venezuela. *Biological Conservation* 32, 137–147.
- Godshalk, R. & Sosa, E. (1978). El Caimán del Orinoco, *Crocodylus intermedius*, en Los Llanos Occidentales Venezolanos con observaciones sobre su distribución en Venezuela y recomendaciones para su conservación. Caracas: Fundación para la Defensa de la Naturaleza (FUDENA).
- Hammer, O., Harper, D.A.T. & Ryan, P.D. (2001). PAST: Paleontological statistical software package for education and data analysis. *Paleontologia Electronica* 4, 9.
- Hernández, O. (2007). Zooncriaderos del caimán del Orinoco: situación y perspectivas. *Biollania Edición Especial No. 8*, 29–35.
- Hernández, O., Espín, R., Boede, E.O. & Rodríguez, A. (2010). Algunos factores que afectan el crecimiento en cautiverio de crías de caimanes (*Crocodylus intermedius*, *Crocodylus acutus* y *Podocnemis expansa*). In *Investigación y Manejo de la Fauna Silvestre en Venezuela*, edited by A. Machado Allison. Caracas.
- Humboldt, A. (1975 [1808-1834]). *Del Orinoco al Amazonas. Viaje a las regiones equinocciales del nuevo continente*. Barcelona: Edt. Labor.
- Hutton, J. (1987). Growth and feeding ecology of the Nile Crocodile *Crocodylus niloticus* at Ngezi, Zimbabwe. *Journal of Animal Ecology* 56, 25–38.
- Jacobsen, T. & Kushlan, J.A. (1989). Growth dynamics in the American alligator (*Alligator mississippiensis*). *Journal of Zoology of London* 219, 309–328.
- Jepsen, D.B. & Winemiller, K.O. (2002). Structure of tropical river food webs revealed by stable isotope ratios. *Oikos* 2002, 46–55.
- Jepsen, D.B. & Winemiller, K.O. (2007). Basin geochemistry and isotopic ratios of fishes and basal production sources in four neotropical rivers. *Ecology of Freshwater Fish* 2007, 267–281.
- Jepsen, D.B., Winemiller K. & Taphorn D. (1997). Temporal patterns of resource partitioning among Cichla species in a Venezuelan blackwater river. *Journal of Fish Biology* 51, 1085–1108.
- Jiménez-Oraá, M. (2002). *El caimán del Orinoco (Crocodylus intermedius) en los sectores Laguna larga y Chigüichigüe del río Manapire, Guárico, Venezuela*. Tesis de Maestría thesis. Postgrado en Manejo de Fauna Silvestre, UNELLEZ, Guanare.
- Jiménez-Oraá, M. (2005). *Evaluación del programa de liberación de caimán del Orinoco (Crocodylus intermedius) en el río Manapire, Guárico, Venezuela*. Undergraduate thesis. Ing. Rec. Naturales Renovables, UNELLEZ, Guanare.
- Lasso, C., Lasso, O. & Señaris, C.J. (1999). Aspectos de la biología y ecología de la curvinata *Plagioscion squamosissimus* (Heeckel, 1840) (Pisces: Sciaenidae) en los Llanos inundables del estado Apure, Venezuela. *Memorias de la Sociedad de Ciencias Naturales La Salle* 48, 3–34.
- Llobet, A. (2002). *Estado poblacional y lineamientos de manejo del caimán del Orinoco (Crocodylus intermedius) en el río Capanaparo (Apure, Venezuela)*. Master degree thesis. Postgrado en Manejo de Fauna Silvestre, UNELLEZ, Guanare.
- Lugo, M. (1998). *Evaluación del programa de liberación del caimán del Orinoco (Crocodylus intermedius) en el Refugio de Fauna Silvestre "Caño Guaritico" y alrededores*. Master degree thesis. Postgrado en Manejo de Fauna Silvestre, UNELLEZ, Guanare.
- Marcano, A., Mesa, L., Paz, J.C. & Machado, A. A. (2007). Adiciones al conocimiento de los peces del Sistema Aguaro-Guaritico y Río Manapire, cuenca del Río Orinoco, estado Guárico, Venezuela. *Acta Biologica Venezuelica* 27, 36–49.
- Medem, F. (1981). *Los Crocodylia de Sur América. Los Crocodylia de Colombia*. Vol. 1. Bogotá: Universidad Nacional de Colombia y Fondo Colombiano de Investigaciones Científicas y Proyectos Especiales "Francisco José de Caldas", COLCIENCIAS. Vol. I. Editorial Carrera 7a. Ltda.
- Medem, F. (1983). *Los Crocodylia de Sur América*. Vol. II. Bogotá: Universidad Nacional de Colombia y Fondo Colombiano de Investigaciones Científicas y Proyectos Especiales "Francisco José de Caldas", COLCIENCIAS. Vol. II. Editorial Carrera 7a. Ltda.
- Mendoza, J.M. & Seijas, A.E. (2007). Problemática ambiental de la cuenca del río Cojedes. *Biollania Edición Especial No. 8*, 43–50.
- Muñoz, M. & Thorbjarnarson, J. (2000). Movement of captive-released Orinoco crocodiles (*Crocodylus intermedius*) in the Capanaparo River, Venezuela. *Journal of Herpetology* 34, 397–403.
- Páez, R. (1980 [1862]). *Escenas rústicas en Sur América o La vida en los llanos de Venezuela*. Caracas: Ediciones Centauro, 80.
- Ramo, C. & Busto, B. (1986). Censo aéreo de caimanes (*Crocodylus intermedius*) en el río Tucupido (Portuguesa-Venezuela) con observaciones sobre su actividad de soleamiento. Paper read at Crocodiles. Proceedings of the 7th Working Meeting of the Crocodile Specialist Group, Caracas.
- Ramo, C., Busto, B. & Utrera, A. (1992). Breeding and rearing Orinoco crocodile (*Crocodylus intermedius*) in Venezuela. *Biological Conservation* 60, 101–108.
- Rivas, J. & Owens R.Y. (2002). *Crocodylus intermedius* (Orinoco crocodile). Age at first reproduction. *Herpetological Review* 33, 203.
- Rootes, W.L., Chabreck R., Wright, V.L., Brown, B.W. & Hess, T.J. (1991). Growth rates of American alligators in estuarine and

- palustrine wetlands in Louisiana. *Estuaries* 14, 489–494.
- Sarmiento, G. (1983). The savannas of tropical America. In *Ecosystems of the World XIII. Tropical Savannas*, edited by F. Bourliere. Amsterdam: Elsevier.
- Sarmiento, G. & Pinillos, M. (2001). Patterns and processes in a seasonally flooded tropical plain: the Apure Llanos, Venezuela. *Journal of Biogeography* 28, 985–996.
- Schargel, R. & Aymard, G. (1993). Observaciones sobre suelos y vegetación en la llanura eólica limosa situada entre los ríos Capanaparo y Riecito, estado Apure, Venezuela. *Biollania* 9, 119–147.
- Seijas, A.E. (1998). *The Orinoco crocodile (Crocodylus intermedius) in the Cojedes River System, Venezuela: population status and ecological characteristics*. Ph.D. dissertation. Department of Wildlife Ecology and Conservation, University of Florida, Gainesville.
- Seijas, A.E. (2011). *Los Crocodylia de Venezuela: Ecología y Conservación, Colección Estudios*. Caracas: Academia de Ciencias Físicas, Matemáticas y Naturales.
- Seijas, A.E., Campo M. & Rodríguez E. (2001). Calidad de agua y conservación del caimán del Orinoco en el río Cojedes, Venezuela. *Revista Unellez de Ciencia y Tecnología* 19, 199–220.
- Seijas, A.E. & Chávez, C. (2000). Population status of the Orinoco crocodile (*Crocodylus intermedius*) in the Cojedes river system, Venezuela. *Biological Conservation* 94, 353–361.
- Sioli, H. (1984). The Amazon and its main affluents: Hydrography, morphology of the river types. In *The Amazon: Limnology and landscape ecology of a mighty tropical river and its basin*, edited by H. Sioli. Dr. W. Junk Publishers. Dordrecht.
- Thorbjarnarson, J. & Hernandez G. (1992). Recent Investigations of the status and distribution of the Orinoco crocodile *Crocodylus intermedius* in Venezuela. *Biological Conservation* 62, 179–188.
- Thorbjarnarson, J.B. (1988). Status, ecology, and conservation of the Orinoco crocodile (*Crocodylus intermedius*) in Venezuela. Caracas: Fundación para la Defensa de la Naturaleza (FUDENA).
- Velasco, A. & Llobet, A. (2001). Monitoreo de las poblaciones de cocodrilos en el Parque Nacional Aguaro-Guariquito. Segundo informe de avance del proyecto: Estudio base para la conservación de la tortuga arrau (*Podocnemis expansa*) y el caimán del Orinoco (*Crocodylus intermedius*) en el refugio de fauna silvestre de la tortuga arrau y en los parques nacionales Cinaruco-Capanaparo y Aguaro-Guariquito. Caracas: FUDECI.
- Webb, G., Messel, H., Crawford, J. & Yerbury, M. (1978). Growth rates of *Crocodylus porosus* (Reptilia : Crocodilia) from Arnhem Land, Northern Australia. *Australian Wildlife Research* 5, 385–399.
- Whitney, C. (1912). *The Flowing Road*. Philadelphia & London: J.B. Lippincott Company.

Accepted: 3 November 2015

Please note that the Appendix for this article is available online via the Herpetological Journal website ([http://www.thebhs.org/pubs\\_journal\\_online\\_appendices.html](http://www.thebhs.org/pubs_journal_online_appendices.html))

